


Luminaire Photograph



Light Output Ratio:	85.1%	
Luminaire Power:	20.17 W	
SHR Nominal:	0.00	Calculated using the TM5
SHR Maximum:	0.30	fine grid method.

C Range: 0 - 360DEG
C Interval: 30.0DEG
Test Speed: HIGH
Temperature: 25.3 °C
Operators: zoe
Test Date: 2023-6-13

γ Range: 0 - 180DEG
 γ Interval: 1.0DEG
Test System: EVERFINE GO-SPEX500_V1 SYSTEM V2.00.461
Humidity: 65.0%
Test Distance: 3.160m [K=1.0000]
Remarks: LAMP: BXRE-30H1000-A-83 Ra: 97
LENS: PM-0132A 24R
DRIVER: TDI018NA050EF 500mA
30minutes warm-up

LUMINOUS INTENSITY DISTRIBUTION DIAGRAM

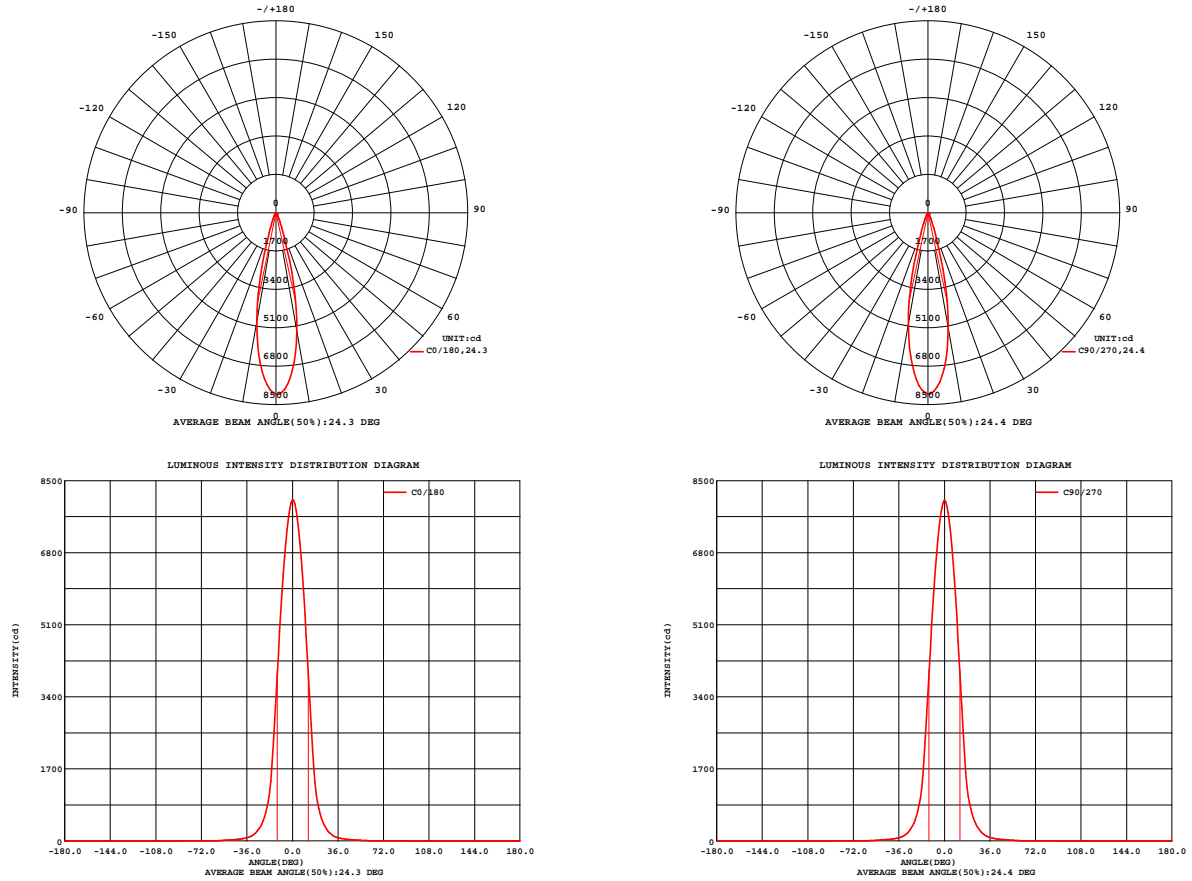


Fig. C0/C180

Fig. C90/C270

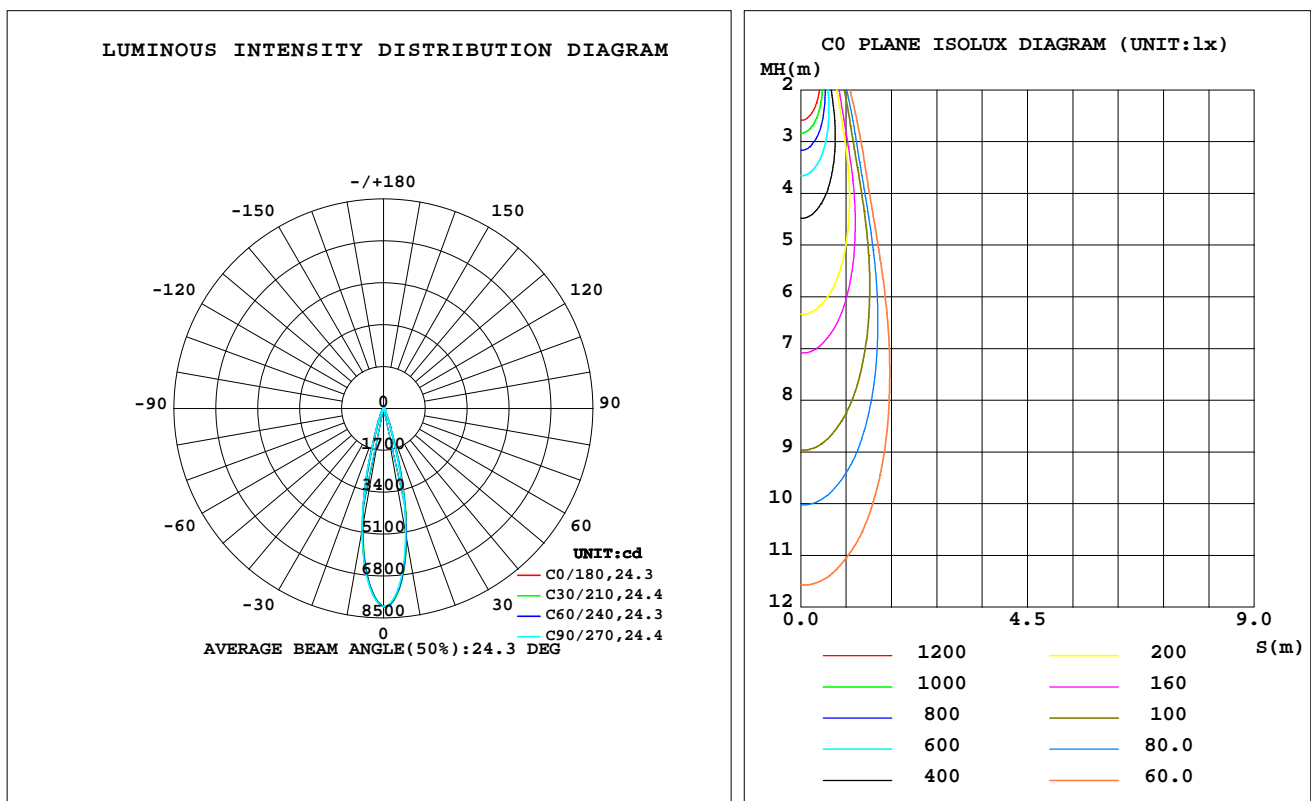
C Range: 0 - 360DEG
C Interval: 30.0DEG
Test Speed: HIGH
Temperature: 25.3 °C
Operators: zoe
Test Date: 2023-6-13

γ Range: 0 - 180DEG
γ Interval: 1.0DEG
Test System: EVERFINE GO-SPEX500_V1 SYSTEM V2.00.461
Humidity: 65.0%
Test Distance: 3.160m [K=1.0000]
Remarks: LAMP: BXRE-30H1000-A-83 Ra: 97
LENS: PM-0132A 24R
DRIVER: TDI018NA050EF 500mA
30minutes warm-up

LUMINAIRE PHOTOMETRIC TEST REPORT

Test:U:120.19V I:0.1697A P:20.173W PF:0.9876 Freq:59.98Hz Lamp Flux:1877.8x1 lm		
NAME: 2319.201-H3AM-500	TYPE:	WEIGHT:
SPEC.: 3000K	DIM.:	SERIAL No.: 2306130766
MFR.: RISE	SUR.: 0.002826m2	Shielding Angle:

DATA OF LAMP		PHOTOMETRIC DATA Eff: 79.19 lm/W			
MODEL	Brideglux	Imax(cd)	8040	S/MH(C0/180)	0.38
NOMINAL POWER(W)	20	LOR(%)	85.1	S/MH(C90/270)	0.39
RATED VOLTAGE(V)	120	TOTAL FLUX(lm)	1597.6	η UP,DN(C0-180)	0.0,43.5
NOMINAL FLUX(lm)	1877.8	CIE CLASS	DIRECT	η UP,DN(C180-360)	0.0,41.5
LAMPS INSIDE	1	η up(%)	0.0	CIBSE SHR NOM	0.00
TEST VOLTAGE(V)	120	η down(%)	85.1	CIBSE SHR MAX	0.30



C Range: 0 - 360DEG
C Interval: 30.0DEG
Test Speed: HIGH
Temperature:25.3℃
Operators:zoe
Test Date:2023-6-13

γ Range: 0 - 180DEG
 γ Interval: 1.0DEG
Test System:EVERFINE GO-SPEX500_V1 SYSTEM V2.00.461
Humidity:65.0%
Test Distance:3.160m [K=1.0000]
Remarks: LAMP:BXRE-30H1000-A-83 Ra:97
LENS:PM-0132A 24R
DRIVER: TDI018NA050EF 500mA
30minutes warm-up

ZONAL FLUX DIAGRAM

ZONAL FLUX DIAGRAM:

γ	C0	C45	C90	C135	C180	C225	C270	C315	γ	Φ zone	Φ total	%lum,lamp
10	5334	5327	5221	5051	4934	4919	5043	5192	0- 10	619.3	619.3	38.8,33
20	900.8	923.9	887.8	858.3	795.4	811.0	838.6	881.1	10- 20	690.2	1309	82,69.7
30	174.7	181.8	181.8	174.6	161.6	157.6	162.1	165.3	20- 30	186.4	1496	93.6,79.7
40	53.70	55.26	55.93	53.95	50.54	50.62	51.09	51.35	30- 40	58.64	1554	97.3,82.8
50	23.59	24.08	24.83	24.23	22.94	22.78	22.79	23.13	40- 50	27.26	1582	99,84.2
60	6.505	6.745	6.593	6.264	6.031	5.958	6.151	6.120	50- 60	12.94	1595	99.8,84.9
70	1.235	1.212	1.156	1.193	1.209	1.160	1.187	1.116	60- 70	2.433	1597	100,85.1
80	0.0523	0.0289	0.0428	0.0279	0.0472	0.0296	0.0397	0.0250	70- 80	0.4466	1598	100,85.1
90	0	0	0	0	0	0	0	0	80- 90	0.0301	1598	100,85.1
100	0	0	0	0	0	0	0	0	90-100	0	1598	100,85.1
110	0	0	0	0	0	0	0	0	100-110	0	1598	100,85.1
120	0	0	0	0	0	0	0	0	110-120	0	1598	100,85.1
130	0	0	0	0	0	0	0	0	120-130	0	1598	100,85.1
140	0	0	0	0	0	0	0	0	130-140	0	1598	100,85.1
150	0	0	0	0	0	0	0	0	140-150	0	1598	100,85.1
160	0	0	0	0	0	0	0	0	150-160	0	1598	100,85.1
170	0	0	0	0	0	0	0	0	160-170	0	1598	100,85.1
180	0	0	0	0	0	0	0	0	170-180	0	1598	100,85.1
DEG	LUMINOUS INTENSITY:cd									UNIT:lm		

C Range: 0 - 360DEG
C Interval: 30.0DEG
Test Speed: HIGH
Temperature:25.3℃
Operators:zoe
Test Date:2023-6-13

γ Range: 0 - 180DEG
 γ Interval: 1.0DEG
Test System:EVERFINE GO-SPEX500_V1 SYSTEM V2.00.461
Humidity:65.0%
Test Distance:3.160m [K=1.0000]
Remarks: LAMP:BXRE-30H1000-A-83 Ra:97
LENS:PM-0132A 24R
DRIVER: TDI018NA050EF 500mA
30minutes warm-up

LUMINANCE LIMITATION CURVES

Test:U:120.19V I:0.1697A P:20.173W PF:0.9876 Freq:59.98Hz
Lamp Flux:1877.8x1 lm

NAME: 2319.201-H3AM-500

TYPE:

WEIGHT:

SPEC.: 3000K

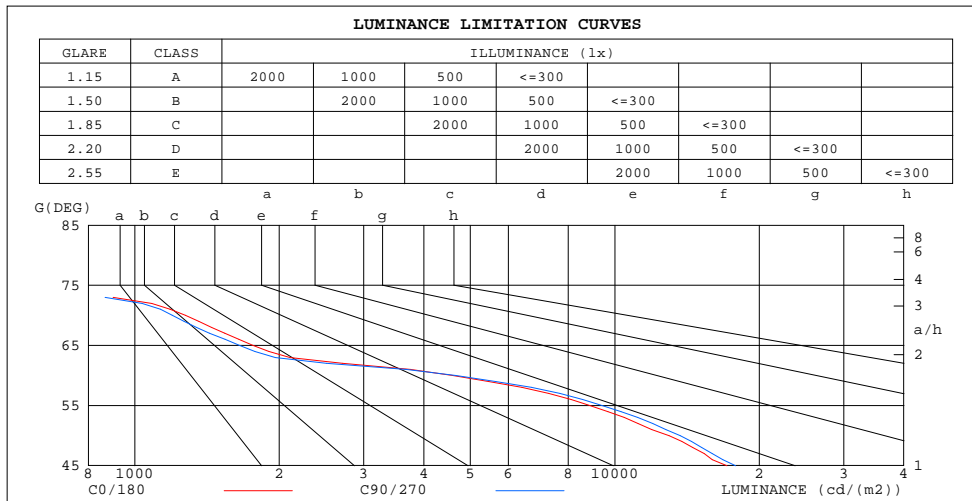
DIM.:

SERIAL No.: 2306130766

MFR.: RISE

SUR.: 0.002826m2

Shielding Angle:



LUMINANCE cd/(m2)		
G(180)	C0/180	C90/270
85	198	155
80	106	87
75	482	391
70	1276	1196
65	1763	1652
60	4596	4669
55	8874	9410
50	12962	13678
45	17135	17861

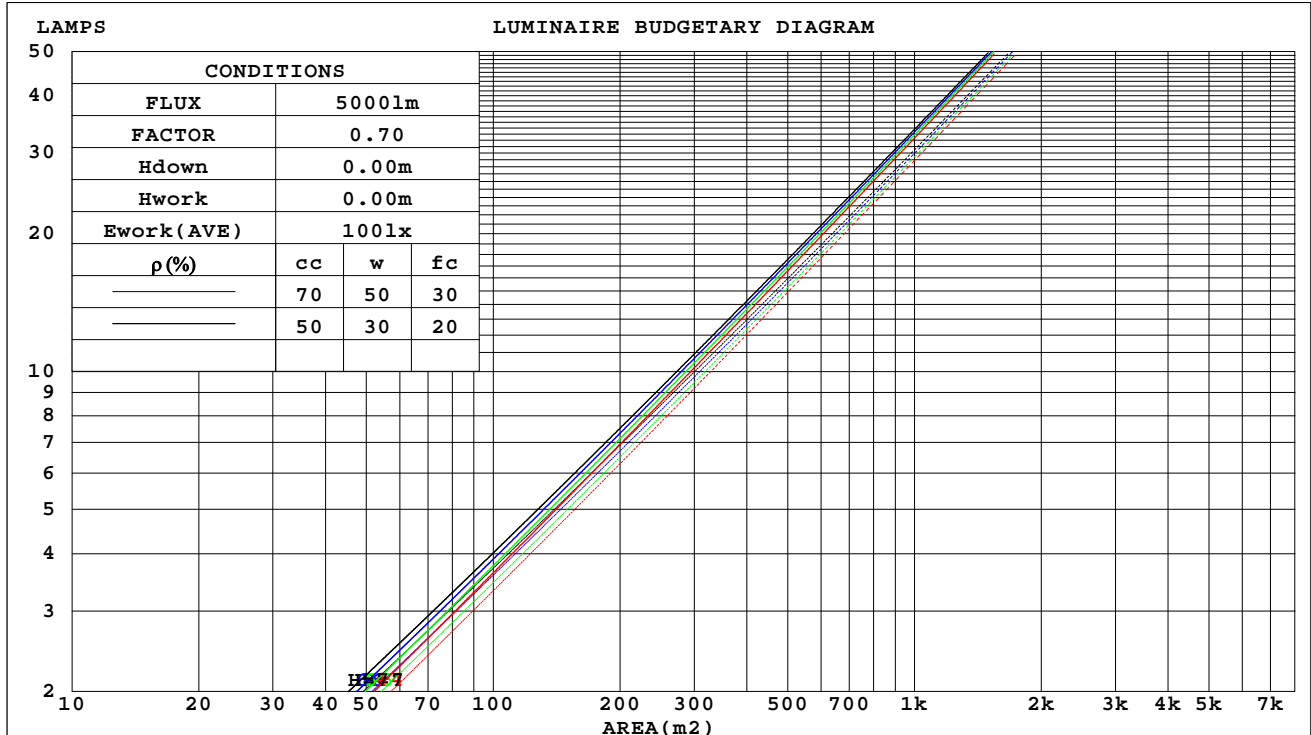
C Range: 0 - 360DEG
C Interval: 30.0DEG
Test Speed: HIGH
Temperature:25.3℃
Operators:zoe
Test Date:2023-6-13

γ Range: 0 - 180DEG
γ Interval: 1.0DEG
Test System:EVERFINE GO-SPEX500_V1 SYSTEM V2.00.461
Humidity:65.0%
Test Distance:3.160m [K=1.0000]
Remarks: LAMP:BXRE-30H1000-A-83 Ra:97
LENS:PM-0132A 24R
DRIVER: TDI018NA050EF 500mA
30minutes warm-up

CU AND LUMINAIRE BUDGETARY ESTIMATE DIAGRAM

Test:U:120.19V I:0.1697A P:20.173W PF:0.9876 Freq:59.98Hz Lamp Flux:1877.8x1 lm		
NAME: 2319.201-H3AM-500	TYPE:	WEIGHT:
SPEC.: 3000K	DIM.:	SERIAL No.: 2306130766
MFR.: RISE	SUR.: 0.002826m2	Shielding Angle:

ρ_{cc}	80%			70%			50%			30%			10%			0
ρ_w	50%	30%	10%	50%	30%	10%	50%	30%	10%	50%	30%	10%	50%	30%	10%	0
ρ_{fc}	20%			20%			20%			20%			20%			0
RCR	RCR:Room Cavity Ratio															



C Range: 0 - 360DEG
C Interval: 30.0DEG
Test Speed: HIGH
Temperature:25.3℃
Operators:zoe
Test Date:2023-6-13

γ Range: 0 - 180DEG
 γ Interval: 1.0DEG
Test System:EVERFINE GO-SPEX500_V1 SYSTEM V2.00.461
Humidity:65.0%
Test Distance:3.160m [K=1.0000]
Remarks: LAMP:BXRE-30H1000-A-83 Ra:97
LENS:PM-0132A 24R
DRIVER: TDI018NA050EF 500mA
30minutes warm-up

WEC AND CCEC

Test:U:120.19V I:0.1697A P:20.173W PF:0.9876 Freq:59.98Hz Lamp Flux:1877.8x1 lm		
NAME: 2319.201-H3AM-500	TYPE:	WEIGHT:
SPEC.: 3000K	DIM.:	SERIAL No.: 2306130766
MFR.: RISE	SUR.: 0.002826m2	Shielding Angle:

pcc	80%			70%			50%			30%			10%			0
pw	50%	30%	10%	50%	30%	10%	50%	30%	10%	50%	30%	10%	50%	30%	10%	0
pfc	20%			20%			20%			20%			20%			0
RCR	RCR:Room Cavity Ratio						Wall Exitance Coefficients(WEC)									
0.0																
1.0	.115	.066	.021	.110	.063	.020	.099	.057	.018	.089	.052	.017	.080	.047	.015	
2.0	.107	.059	.018	.102	.056	.017	.094	.052	.016	.086	.048	.015	.078	.044	.014	
3.0	.100	.053	.016	.096	.051	.015	.088	.048	.015	.082	.045	.014	.076	.042	.013	
4.0	.093	.048	.014	.090	.047	.014	.084	.044	.013	.078	.042	.013	.073	.040	.012	
5.0	.088	.045	.013	.085	.044	.013	.080	.041	.012	.075	.039	.012	.070	.038	.011	
6.0	.083	.041	.012	.080	.041	.012	.076	.039	.011	.072	.037	.011	.068	.036	.011	
7.0	.078	.039	.011	.076	.038	.011	.073	.037	.011	.069	.035	.010	.066	.034	.010	
8.0	.075	.036	.010	.073	.036	.010	.070	.035	.010	.066	.034	.010	.063	.033	.009	
9.0	.071	.034	.010	.070	.034	.010	.067	.033	.009	.064	.032	.009	.061	.031	.009	
10.0	.068	.033	.009	.067	.032	.009	.064	.031	.009	.062	.031	.009	.059	.030	.009	

pcc	80%			70%			50%			30%			10%			0	
pw	50%	30%	10%	50%	30%	10%	50%	30%	10%	50%	30%	10%	50%	30%	10%	0	
pfc	20%			20%			20%			20%			20%			0	
RCR	RCR:Room Cavity Ratio						Ceiling Cavity Exitance Coefficients(CCEC)										
0.0	.162	.162	.162	.138	.138	.138	.095	.095	.095	.054	.054	.054	.017	.017	.017		
1.0	.143	.134	.126	.122	.115	.108	.084	.079	.075	.048	.046	.044	.015	.015	.014		
2.0	.128	.113	.100	.109	.097	.087	.075	.067	.061	.043	.039	.036	.014	.013	.012		
3.0	.115	.096	.082	.098	.083	.071	.068	.058	.050	.039	.034	.029	.013	.011	.010		
4.0	.104	.083	.067	.089	.072	.058	.061	.050	.041	.036	.029	.024	.011	.010	.008		
5.0	.095	.073	.056	.082	.063	.049	.056	.044	.035	.033	.026	.020	.011	.008	.007		
6.0	.087	.064	.048	.075	.056	.041	.052	.039	.029	.030	.023	.017	.010	.007	.006		
7.0	.081	.057	.041	.070	.050	.035	.048	.035	.025	.028	.020	.015	.009	.007	.005		
8.0	.075	.051	.035	.065	.045	.031	.045	.031	.022	.026	.018	.013	.008	.006	.004		
9.0	.070	.047	.031	.061	.040	.027	.042	.028	.019	.025	.017	.011	.008	.006	.004		
10.0	.066	.043	.027	.057	.037	.023	.040	.026	.017	.023	.015	.010	.007	.005	.003		

C Range: 0 - 360DEG
C Interval: 30.0DEG
Test Speed: HIGH
Temperature:25.3℃
Operators:zoe
Test Date:2023-6-13

γ Range: 0 - 180DEG
γ Interval: 1.0DEG
Test System:EVERFINE GO-SPEX500_V1 SYSTEM V2.00.461
Humidity:65.0%
Test Distance:3.160m [K=1.0000]
Remarks: LAMP:BXRE-30H1000-A-83 Ra:97
LENS:PM-0132A 24R
DRIVER: TDI018NA050EF 500mA
30minutes warm-up

UGR(Unified Glare Rating) Table

Test:U:120.19V I:0.1697A P:20.173W PF:0.9876 Freq:59.98Hz Lamp Flux:1877.8x1 lm										
NAME: 2319.201-H3AM-500					TYPE:			WEIGHT:		
SPEC.: 3000K					DIM.:			SERIAL No.: 2306130766		
MFR.: RISE					SUR.: 0.002826m2			Shielding Angle:		
ceiling/cavity	0.7	0.7	0.5	0.5	0.3	0.7	0.7	0.5	0.5	0.3
walls	0.5	0.3	0.5	0.3	0.3	0.5	0.3	0.5	0.3	0.3
working plane	0.2	0.2	0.2	0.2	0.2	0.2	0.2	0.2	0.2	0.2
Room dimensions	Viewed crosswise					Viewed endwise				
x = 2H y = 2H	10.4	11.1	10.6	11.2	11.4	10.6	11.2	10.8	11.4	11.5
3H	10.3	10.9	10.6	11.1	11.3	10.5	11.1	10.7	11.3	11.4
4H	10.3	10.8	10.5	11.0	11.2	10.4	11.0	10.7	11.2	11.4
6H	10.2	10.7	10.5	10.9	11.2	10.3	10.9	10.6	11.1	11.3
8H	10.1	10.7	10.4	10.9	11.1	10.3	10.8	10.6	11.0	11.3
12H	10.1	10.6	10.4	10.8	11.1	10.2	10.7	10.5	11.0	11.3
4H 2H	10.3	10.9	10.6	11.1	11.3	10.5	11.0	10.7	11.3	11.5
3H	10.2	10.7	10.5	11.0	11.2	10.3	10.8	10.6	11.1	11.4
4H	10.1	10.6	10.5	10.9	11.2	10.3	10.7	10.6	11.0	11.3
6H	10.0	10.4	10.4	10.8	11.1	10.2	10.6	10.5	10.9	11.2
8H	10.0	10.3	10.3	10.7	11.0	10.1	10.5	10.5	10.8	11.2
12H	9.9	10.3	10.3	10.6	11.0	10.0	10.4	10.4	10.8	11.1
8H 4H	10.0	10.3	10.3	10.7	11.1	10.1	10.5	10.5	10.8	11.2
6H	9.8	10.2	10.3	10.6	11.0	10.0	10.3	10.4	10.7	11.1
8H	9.8	10.1	10.2	10.5	10.9	9.9	10.2	10.4	10.6	11.1
12H	9.7	10.0	10.2	10.4	10.9	9.9	10.1	10.3	10.5	11.0
12H 4H	9.9	10.3	10.3	10.6	11.0	10.0	10.4	10.4	10.8	11.1
6H	9.8	10.1	10.2	10.5	10.9	9.9	10.2	10.4	10.6	11.1
8H	9.7	10.0	10.2	10.4	10.9	9.9	10.1	10.3	10.5	11.0
Variations with the observer position at spacings(CIE Pub.117):										
S = 1.0H	+ 2.0 / - 4.1					+ 2.2 / - 4.0				
1.5H	+ 2.5 / - 2.0					+ 2.7 / - 2.2				
2.0H	+ 3.5 / - 9.1					+ 3.5 / - 9.4				

CIE Pub.117, 1878 lm Total Lamp Luminous Flux Correct (8log(F/F0) = 2.2)
Area: 0.002826 m2

C Range: 0 - 360DEG
C Interval: 30.0DEG
Test Speed: HIGH
Temperature:25.3℃
Operators:zoe
Test Date:2023-6-13

γ Range: 0 - 180DEG
γ Interval: 1.0DEG
Test System:EVERFINE GO-SPEX500_V1 SYSTEM V2.00.461
Humidity:65.0%
Test Distance:3.160m [K=1.0000]
Remarks: LAMP:BXRE-30H1000-A-83 Ra:97
LENS:PM-0132A 24R
DRIVER: TDI018NA050EF 500mA
30minutes warm-up

UTILIZATION FACTORS TABLE

Test:U:120.19V I:0.1697A P:20.173W PF:0.9876 Freq:59.98Hz Lamp Flux:1877.8x1 lm		
NAME: 2319.201-H3AM-500	TYPE:	WEIGHT:
SPEC.: 3000K	DIM.:	SERIAL No.: 2306130766
MFR.: RISE	SUR.: 0.002826m2	Shielding Angle:

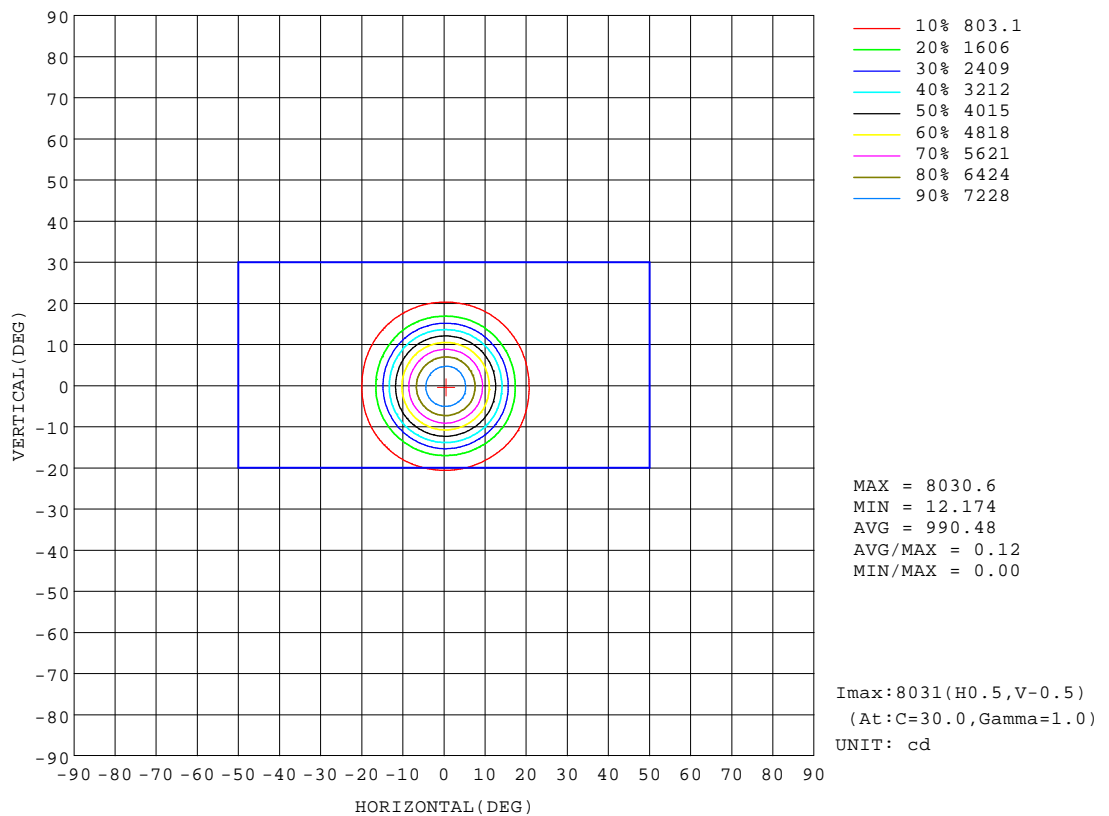
REFLECTANCE										
Ceiling	0.8	0.8	0.8	0.7	0.7	0.7	0.5	0.5	0.5	0
Walls	0.7	0.5	0.3	0.7	0.5	0.3	0.7	0.5	0.3	0
Working plane	0.2	0.2	0.2	0.2	0.2	0.2	0.2	0.2	0.2	0
ROOM INDEX	UTILIZATION FACTORS(PERCENT) $k(RI) \times RCR = 5$									
k = 0.60	76	71	68	76	71	68	75	71	68	65
0.80	82	78	75	82	78	75	81	77	75	72
1.00	86	82	79	85	81	78	84	81	78	75
1.25	89	85	82	88	84	82	87	83	81	78
1.50	91	87	85	90	87	84	88	86	84	80
2.00	93	90	87	92	89	87	90	87	85	81
2.50	94	91	89	93	90	88	91	88	87	82
3.00	96	93	91	94	92	90	91	90	88	83
4.00	97	95	93	96	94	92	93	91	90	84
5.00	98	97	95	96	95	94	93	92	91	85
ROOM INDEX	UF(total)									Direct
According to DIN EN 13032-2 2004			Suspended					SHRNOM = 1.25		

C Range: 0 - 360DEG
C Interval: 30.0DEG
Test Speed: HIGH
Temperature:25.3℃
Operators:zoe
Test Date:2023-6-13

γ Range: 0 - 180DEG
γ Interval: 1.0DEG
Test System:EVERFINE GO-SPEX500_V1 SYSTEM V2.00.461
Humidity:65.0%
Test Distance:3.160m [K=1.0000]
Remarks: LAMP:BXRE-30H1000-A-83 Ra:97
LENS:PM-0132A 24R
DRIVER: TDI018NA050EF 500mA
30minutes warm-up

ISOCANDELA DIAGRAM

Test:U:120.19V I:0.1697A P:20.173W PF:0.9876 Freq:59.98Hz Lamp Flux:1877.8x1 lm		
NAME: 2319.201-H3AM-500	TYPE:	WEIGHT:
SPEC.: 3000K	DIM.:	SERIAL No.: 2306130766
MFR.: RISE	SUR.: 0.002826m2	Shielding Angle:

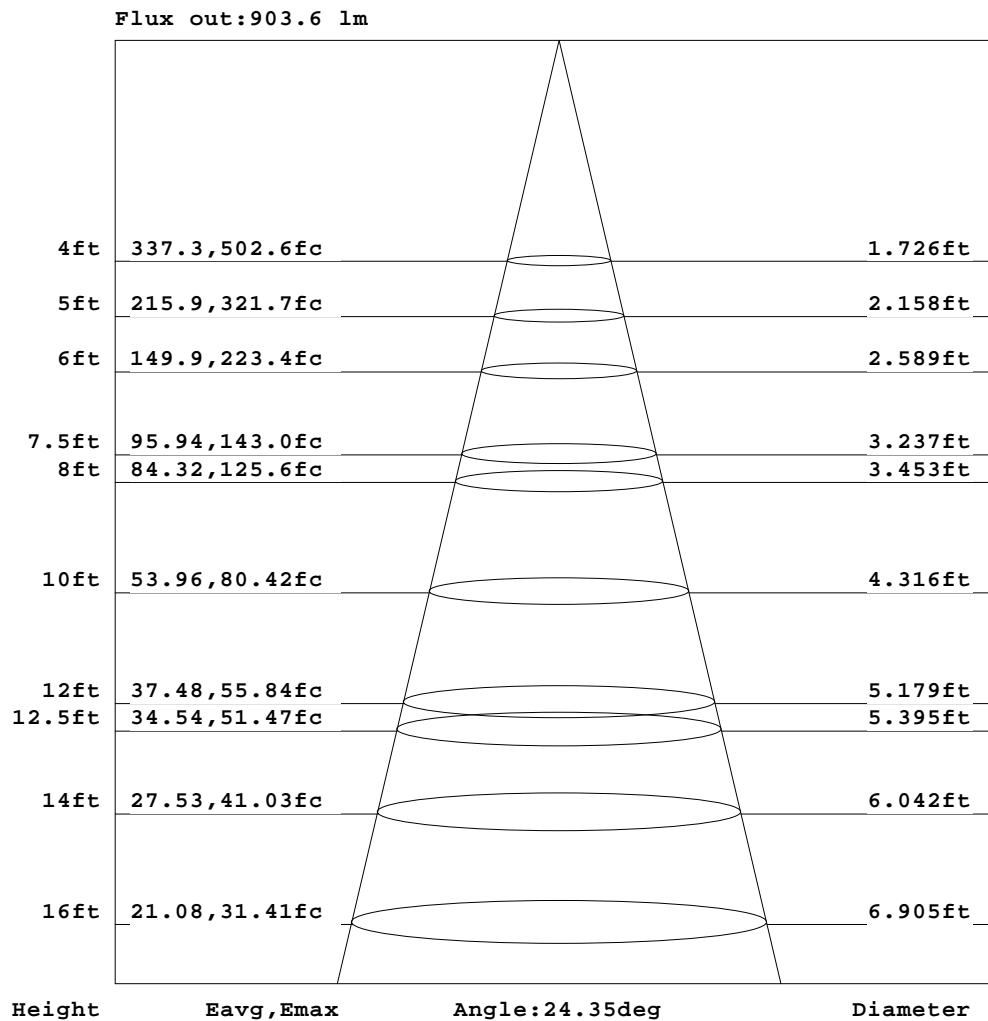


C Range: 0 - 360DEG
C Interval: 30.0DEG
Test Speed: HIGH
Temperature:25.3℃
Operators:zoe
Test Date:2023-6-13

γ Range: 0 - 180DEG
γ Interval: 1.0DEG
Test System:EVERFINE GO-SPEX500_V1 SYSTEM V2.00.461
Humidity:65.0%
Test Distance:3.160m [K=1.0000]
Remarks: LAMP:BXRE-30H1000-A-83 Ra:97
LENS:PM-0132A 24R
DRIVER: TDI018NA050EF 500mA
30minutes warm-up

AAI Figure

Test:U:120.19V I:0.1697A P:20.173W PF:0.9876 Freq:59.98Hz Lamp Flux:1877.8x1 lm		
NAME: 2319.201-H3AM-500	TYPE:	WEIGHT:
SPEC.: 3000K	DIM.:	SERIAL No.: 2306130766
MFR.: RISE	SUR.: 0.002826m2	Shielding Angle:



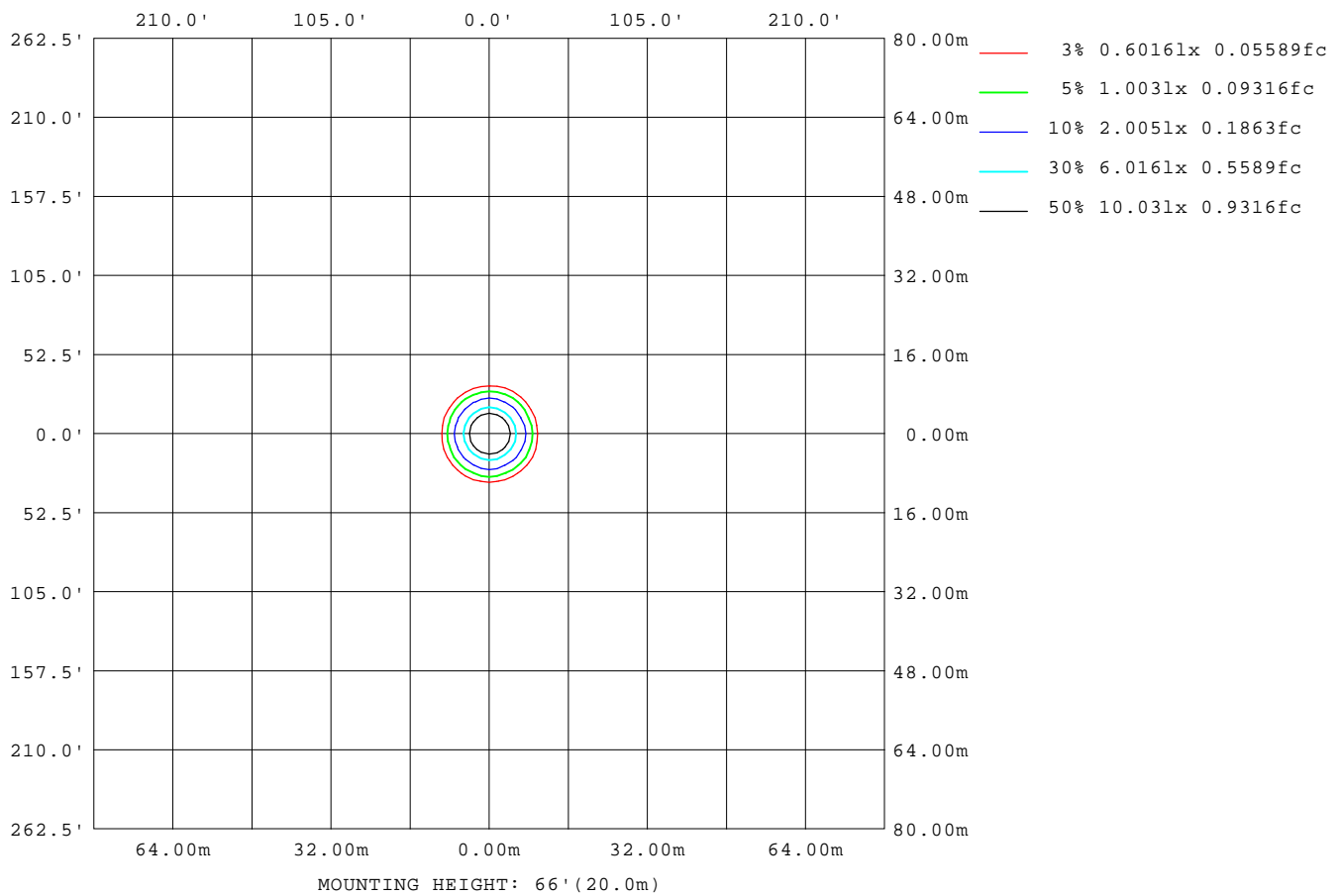
Note: The Curves indicate the illuminated area and the average illumination when the luminaire is at different distance.

C Range: 0 - 360DEG
C Interval: 30.0DEG
Test Speed: HIGH
Temperature: 25.3°C
Operators: zoe
Test Date: 2023-6-13

γ Range: 0 - 180DEG
γ Interval: 1.0DEG
Test System: EVERFINE GO-SPEX500_V1 SYSTEM V2.00.461
Humidity: 65.0%
Test Distance: 3.160m [K=1.0000]
Remarks: LAMP: BXRE-30H1000-A-83 Ra: 97
LENS: PM-0132A 24R
DRIVER: TDI018NA050EF 500mA
30minutes warm-up

ISOLUX DIAGRAM

Test:U:120.19V I:0.1697A P:20.173W PF:0.9876 Freq:59.98Hz Lamp Flux:1877.8x1 lm		
NAME: 2319.201-H3AM-500	TYPE:	WEIGHT:
SPEC.: 3000K	DIM.:	SERIAL No.: 2306130766
MFR.: RISE	SUR.: 0.002826m2	Shielding Angle:



C Range: 0 - 360DEG
C Interval: 30.0DEG
Test Speed: HIGH
Temperature:25.3℃
Operators:zoe
Test Date:2023-6-13

γ Range: 0 - 180DEG
γ Interval: 1.0DEG
Test System:EVERFINE GO-SPEX500_V1 SYSTEM V2.00.461
Humidity:65.0%
Test Distance:3.160m [K=1.0000]
Remarks: LAMP:BXRE-30H1000-A-83 Ra:97
LENS:PM-0132A 24R
DRIVER: TDI018NA050EF 500mA
30minutes warm-up

LED Avg.L Report

Test:U:120.19V I:0.1697A P:20.173W PF:0.9876 Freq:59.98Hz Lamp Flux:1877.8x1 lm		
NAME: 2319.201-H3AM-500	TYPE:	WEIGHT:
SPEC.: 3000K	DIM.:	SERIAL No.: 2306130766
MFR.: RISE	SUR.: 0.002826m2	Shielding Angle:

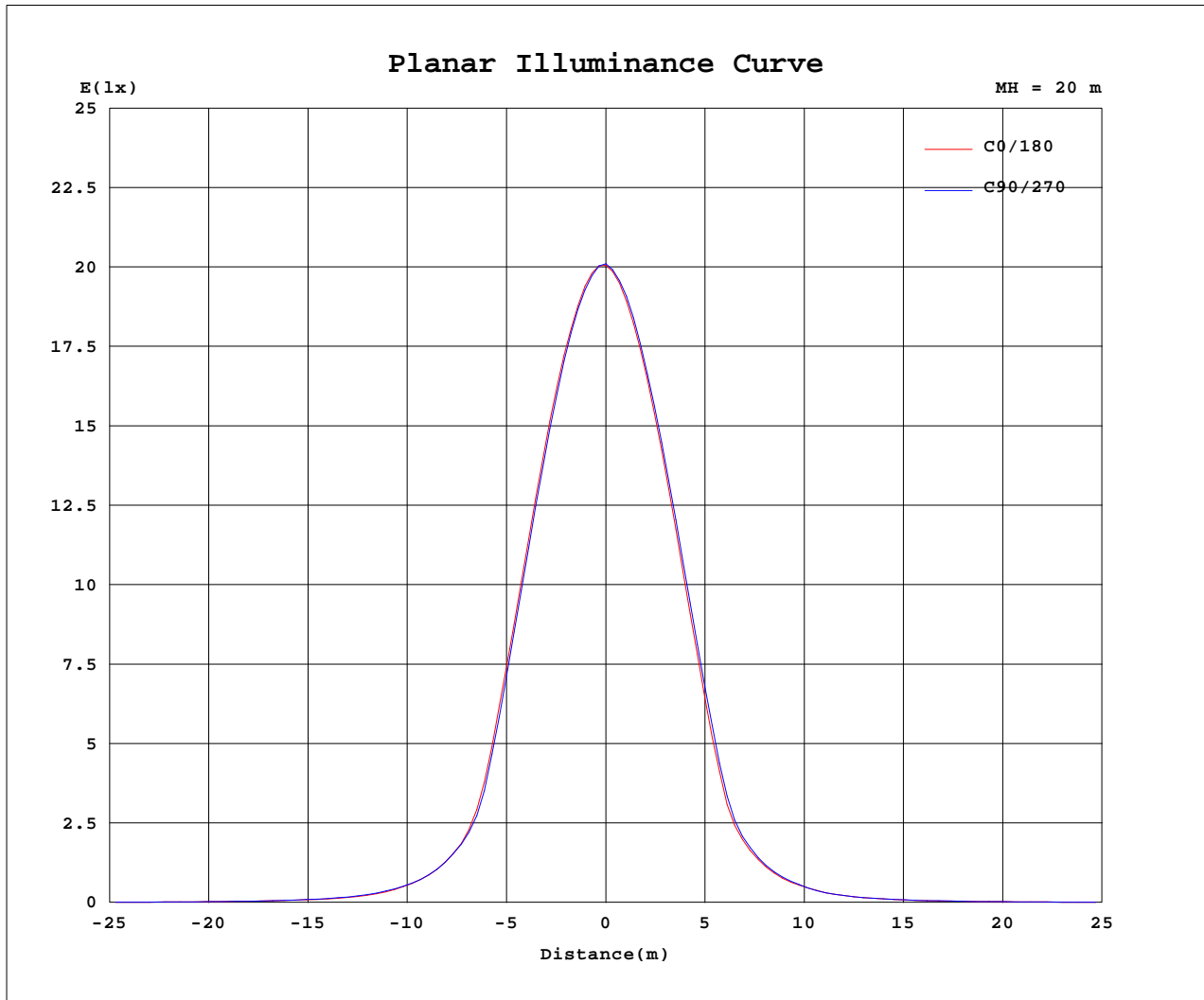
AvgL	cd/m2
L_0~180(65)av	1731
L_0~180(75)av	362
L_0~180(85)av	190
L_90~270(65)av	1678
L_90~270(75)av	382
L_90~270(85)av	155
L_45(65)av	1668
L_45(75)av	328
L_45(85)av	79

Standard: GB/T 29293-2012

C Range: 0 - 360DEG
C Interval: 30.0DEG
Test Speed: HIGH
Temperature:25.3℃
Operators:zoe
Test Date:2023-6-13

γ Range: 0 - 180DEG
γ Interval: 1.0DEG
Test System:EVERFINE GO-SPEX500_V1 SYSTEM V2.00.461
Humidity:65.0%
Test Distance:3.160m [K=1.0000]
Remarks: LAMP:BXRE-30H1000-A-83 Ra:97
LENS:PM-0132A 24R
DRIVER: TDI018NA050EF 500mA
30minutes warm-up

Planar Illuminance Curve



C Range: 0 - 360DEG
 C Interval: 30.0DEG
 Test Speed: HIGH
 Temperature: 25.3 °C
 Operators: zoe
 Test Date: 2023-6-13

γ Range: 0 - 180DEG
 γ Interval: 1.0DEG
 Test System: EVERFINE GO-SPEX500_V1 SYSTEM V2.00.461
 Humidity: 65.0%
 Test Distance: 3.160m [K=1.0000]
 Remarks: LAMP: BXRE-30H1000-A-83 Ra: 97
 LENS: PM-0132A 24R
 DRIVER: TDI018NA050EF 500mA
 30minutes warm-up

LUMINOUS DISTRIBUTION INTENSITY DATA

Test:U:120.19V I:0.1697A P:20.173W PF:0.9876 Freq:59.98Hz Lamp Flux:1877.8x1 lm		
NAME: 2319.201-H3AM-500	TYPE:	WEIGHT:
SPEC.: 3000K	DIM.:	SERIAL No.: 2306130766
MFR.: RISE	SUR.: 0.002826m2	Shielding Angle:

Table--1

UNIT: cd

C(DEG) γ (DEG)	0	30	60	90	120	150	180	210	240	270	300	330						
0	8036	8036	8036	8036	8036	8036	8036	8036	8036	8036	8036	8036						
5	7319	7364	7298	7251	7183	7100	7057	7010	7039	7107	7211	7247						
10	5334	5376	5279	5221	5094	5007	4934	4889	4949	5043	5145	5238						
15	2747	2791	2674	2595	2446	2357	2312	2292	2378	2472	2580	2656						
20	901	944	904	888	877	839	795	807	815	839	864	898						
25	390	418	395	393	387	366	345	349	353	359	378	376						
30	175	184	179	182	178	171	162	158	158	162	165	165						
35	89.5	93.5	92.8	95.6	92.8	89.5	84.4	84.9	82.9	85.3	85.0	85.8						
40	53.7	55.3	55.3	55.9	55.0	52.9	50.5	50.5	50.7	51.1	51.1	51.6						
45	34.3	35.5	35.9	35.7	34.9	34.8	33.0	33.2	33.6	33.3	33.5	34.2						
50	23.6	24.1	24.1	24.8	24.7	23.7	22.9	22.8	22.7	22.8	22.9	23.4						
55	14.4	15.0	15.0	15.2	15.0	14.4	14.1	14.1	14.0	14.1	14.0	13.9						
60	6.51	6.82	6.67	6.59	6.41	6.12	6.03	5.94	5.98	6.15	6.10	6.14						
65	2.11	2.09	2.06	1.97	1.96	2.00	2.03	2.04	1.97	2.04	1.94	1.93						
70	1.23	1.22	1.21	1.16	1.18	1.21	1.21	1.20	1.12	1.19	1.12	1.11						
75	0.35	0.34	0.29	0.29	0.23	0.20	0.18	0.13	0.20	0.27	0.28	0.29						
80	0.05	0.03	0.03	0.04	0.03	0.03	0.05	0.03	0.03	0.04	0.02	0.03						
85	0.05	0.02	0.02	0.04	0.02	0.02	0.04	0.03	0.02	0.04	0.02	0.02						
90	0.00	0.00	0.00	0.00	0.00	0.00	0.00	0.00	0.00	0.00	0.00	0.00						
95	0.00	0.00	0.00	0.00	0.00	0.00	0.00	0.00	0.00	0.00	0.00	0.00						
100	0.00	0.00	0.00	0.00	0.00	0.00	0.00	0.00	0.00	0.00	0.00	0.00						
105	0.00	0.00	0.00	0.00	0.00	0.00	0.00	0.00	0.00	0.00	0.00	0.00						
110	0.00	0.00	0.00	0.00	0.00	0.00	0.00	0.00	0.00	0.00	0.00	0.00						
115	0.00	0.00	0.00	0.00	0.00	0.00	0.00	0.00	0.00	0.00	0.00	0.00						
120	0.00	0.00	0.00	0.00	0.00	0.00	0.00	0.00	0.00	0.00	0.00	0.00						
125	0.00	0.00	0.00	0.00	0.00	0.00	0.00	0.00	0.00	0.00	0.00	0.00						
130	0.00	0.00	0.00	0.00	0.00	0.00	0.00	0.00	0.00	0.00	0.00	0.00						
135	0.00	0.00	0.00	0.00	0.00	0.00	0.00	0.00	0.00	0.00	0.00	0.00						
140	0.00	0.00	0.00	0.00	0.00	0.00	0.00	0.00	0.00	0.00	0.00	0.00						
145	0.00	0.00	0.00	0.00	0.00	0.00	0.00	0.00	0.00	0.00	0.00	0.00						
150	0.00	0.00	0.00	0.00	0.00	0.00	0.00	0.00	0.00	0.00	0.00	0.00						
155	0.00	0.00	0.00	0.00	0.00	0.00	0.00	0.00	0.00	0.00	0.00	0.00						
160	0.00	0.00	0.00	0.00	0.00	0.00	0.00	0.00	0.00	0.00	0.00	0.00						
165	0.00	0.00	0.00	0.00	0.00	0.00	0.00	0.00	0.00	0.00	0.00	0.00						
170	0.00	0.00	0.00	0.00	0.00	0.00	0.00	0.00	0.00	0.00	0.00	0.00						
175	0.00	0.00	0.00	0.00	0.00	0.00	0.00	0.00	0.00	0.00	0.00	0.00						
180	0.00	0.00	0.00	0.00	0.00	0.00	0.00	0.00	0.00	0.00	0.00	0.00						

C Range: 0 - 360DEG
C Interval: 30.0DEG
Test Speed: HIGH
Temperature:25.3℃
Operators:zoe
Test Date:2023-6-13

γ Range: 0 - 180DEG
γ Interval: 1.0DEG
Test System:EVERFINE GO-SPEX500_V1 SYSTEM V2.00.461
Humidity:65.0%
Test Distance:3.160m [K=1.0000]
Remarks: LAMP:BXRE-30H1000-A-83 Ra:97
LENS:PM-0132A 24R
DRIVER: TDI018NA050EF 500mA
30minutes warm-up